

CHANAKYA NATIONAL LAW UNIVERSITY
NYAYA NAGAR, MITHAPUR, PATNA

Date 09/03/2024

As per the attendance details furnished by the concerned faculties in Attendance Shortage Pro forma in their respective subjects, for the month of January & February, 2024, the following students are falling short of 75% attendance in the month of January in the subjects indicated against their roll numbers.

First Year

B.A., LL. B (Hons.)

Subject	Section A		
	SI. No.	Roll No.	Percentage
Family Law I	1	23102	69
	2	23126	56
	3	23160	52
Political Science II	SI. No.	Roll No.	Percentage
	1	23114	55
	2	23116	50
	3	23122	66
	4	23126	55
	5	23155	66
	6	23160	27
	7	23164	66
	8	23167	72
Legal History	SI. No.	Roll No.	Percentage
	1	23107	42.8
	2	23122	61.9
	3	23126	47.6
	4	23159	52.3
	5	23160	19
	6	23163	66.6
	7	23164	66.6
	8	23166	57.1
9	23167	66.6	

Law of Contracts II	SI. No.	Roll No.	Percentage
	1	23122	71
	2	23126	68
	3	23160	23
Law and Literature	SI. No.	Roll No.	Percentage
	1	23104	65
	2	23114	65
	3	23118	70
	4	23122	65
	5	23160	25
	6	23167	55
	7	232307	60
Sociology of Law	SI. No.	Roll No.	Percentage
	1	23114	71.42
	2	23116	71.42
	3	23160	28.57
	4	23164	57.14
	5	232707	68.75

B.B.A., LL.B (Hons.)

Subject	Section B		
Family Law I	SI. No.	Roll No.	Percentage
	1	23218	65
	2	23223	30
	3	23224	55
	4	23225	70
	5	23267	60
Legal History	SI. No.	Roll No.	Percentage
	1	23215	66.6
	2	23223	4.76
	3	23224	52.3
	4	23225	61.9
	5	23226	66.6

8

A

	4	23225	61.9
	5	23226	66.6
	6	23229	57.1
	7	23233	57.1
	8	23263	61.9
	9	23267	28.5
Law and Literature	SI. No.	Roll No.	Percentage
	1	23224	57.89
	2	23226	68.42
	3	23267	47.36
Law of Contract I	SI. No.	Roll No.	Percentage
	1	23223	11
	2	23224	70
	3	23233	70
	4	23267	48
Financial Management	SI. No.	Roll No.	Percentage
	1	23222	72.72
	2	23224	54.54
	3	23225	59.09
	4	23226	72.72
	5	23233	50
	6	23236	68.18
	7	23259	72.72
	8	23263	63.63
	9	23266	68.18
	10	23267	50
International Business	SI. No.	Roll No.	Percentage
	1	23206	71
	2	23215	61
	3	23218	61
	4	23222	61
	5	23223	0

AS 8

	6	23224	52
	7	23225	57
	8	23226	66
	9	23229	66
	10	23233	52
	11	23241	66
	12	23259	71
	13	23263	57
	14	23266	71
	15	23267	52

Second Year

B.A., LL.B (Hons.) and B.B.A., LL.B (Hons.)

Subject	Section A				
	Sl. No.	Roll No.	Percentage	Roll No.	Percentage
Labour Laws- I	1	2702	69	2812	60
	2	2712	52	2822	69
	3	2717	69	2823	69
	4	2730	60	2832	43
	5	2738	60	2834	69
	6	2756	69	2835	69
	7	2760	69	2841	60
	8	2772	69	2850	69
	9	2777	65	2856	47
	10			2855	65
Public International Law	1	2702	72	2832	64
	2	2711	72		
	3	2712	64		
	4	2719	64		
	5	2729	72		
	6	2730	72		
Macro Economics	1	2702	63		

AS

8

	2	2712	52		
	3	276	63		
	4	2722	68		
	5	2730	68		
	6	2734	68		
	7	2755	68		
	8	2756	63		
Criminal Law II	Sl. No.	Roll No.	Percentage	Roll No.	Percentage
	1	2702	66	2817	62
	2	2703	66	2822	70
	3	2706	62	2823	66
	4	2711	74	2824	70
	5	2712	55	2832	66
	6	2717	55	2855	66
	7	2719	70	2856	62
	8	2721	70		
	9	2722	66		
	10	2724	70		
	11	2729	55		
	12	2730	59		
	13	2735	70		
	14	2737	74		
	15	2738	74		
	16	2746	74		
	17	2747	62		
	18	2756	51		
	19	2760	66		
	20	2761	70		
	21	2777	74		
Law of Evidence	Sl. No.	Roll No.	Percentage	Roll No.	Percentage
	1	2702	62	2812	67
	2	2711	66	2818	70
	3	2712	52	2823	73
	4	2717	59	2824	63

AS

	5	2722	72	2855	70
	6	2721	52	2856	33
	7	2729	52	2858	73
	8	2730	41		
	9	2737	72		
	10	2755	69		
	11	2756	72		
	12	2775	72		
	13	2777	72		
Sociology of Development	<i>Sl. No.</i>	<i>Roll No.</i>	<i>Percentage</i>	<i>Roll No.</i>	<i>Percentage</i>
	1	2702	69.56		
	2	2712	60.86	NA	NA
	3	2730	60.86		
Business Environment	<i>Sl. No.</i>	<i>Roll No.</i>	<i>Percentage</i>	<i>Roll No.</i>	<i>Percentage</i>
				2841	70
		NA	NA	2856	70
Business Ethics and Corporate Governance	<i>Sl. No.</i>	<i>Roll No.</i>	<i>Percentage</i>	<i>Roll No.</i>	<i>Percentage</i>
	1			2823	65
	2			2832	55
	3			2856	45
	4	NA	NA	2815	70
	5			2817	65
	6			2821	65
	7			2824	60
	8			2827	65
	9			2831	70

Third Year

B.A., LL.B (Hons.) and B.B.A., LL.B (Hons.)

Subject	Section A			Roll No.	Percentage
	<i>Sl. No.</i>	<i>Roll No.</i>	<i>Percentage</i>		
Constitutional Law II					
		NIL		2607	65

AS

8

IPR	Sl. No.	Roll No.	Percentage	Roll No.	Percentage
	<i>DATA</i>	<i>NOT</i>	<i>PROVIDED</i>		
Money Banking and Public Finance	<i>Sl. No.</i>	<i>Roll No.</i>	<i>Percentage</i>	<i>Roll No.</i>	<i>Percentage</i>
	1	2520	70		
	2	2528	70		
	3	2533	65		
	4	2541	70	NA	NA
	5	2559	60		
	6	2573	55		
	7	2575	50		
	8	2582	55		
Jurisprudence II	<i>Sl. No.</i>	<i>Roll No.</i>	<i>Percentage</i>	<i>Roll No.</i>	<i>Percentage</i>
	1	2533	61	2607	57
	2	2559	66	2609	71
	3	2573	61	2616	71
	4	2575	71	2619	66
	5	2582	57	2626	52
	6			2631	66
	7			2633	61
	8			2634	66
	9			2636	71
	10			2638	52
	11			2639	71
	12			2642	57
	13			2646	66
Administrative Law	<i>Sl. No.</i>	<i>Roll No.</i>	<i>Percentage</i>	<i>Roll No.</i>	<i>Percentage</i>
	1	2504	72	2607	72
	2	2515	72	2619	68
	3	2520	72	2626	72

B

Q

	4	2528	64	2633	72
	5	2533	72	2638	52
	6	2535	56	2642	72
	7	2538	72		
	8	2541	68		
	9	2544	68		
	10	2557	72		
	11	2559	72		
	12	2567	68		
	13	2573	64		
	14	2575	72		
	15	2582	72		
	16	252336	72		
ADR	Sl. No.	Roll No.	Percentage	Roll No.	Percentage
	1	2520	68	2625	65
	2	2533	64		
	3	2538	56		
	4	2559	60		
	5	2573	52		
	6	2577	64		
	7	2582	68		
Strategic Management	Sl. No.	Roll No.	Percentage	Roll No.	Percentage
	1			2602	74
	2			2607	63
	3			2608	74
	4			2610	74
	5			2616	74
	6			2619	68
	7			2621	68
	8	NA	NA	2625	63
	9			2626	47
	10			2627	58
	11			2631	68
	12			2633	68
	13			2634	74
	14			2637	74
	15			2638	47

	16			2645	74
	17			2646	74

Fourth Year

B.A., LL.B (Hons.) and B.B.A., LL.B (Hons.)

Subject	Section A				
	Sl. No.	Roll No.	Percentage	Roll No.	Percentage
Comparative Constitution (Hons. III)					
	1	2313	71.42	2402	53.57
	2	2342	64.28		
	3	2367	71.42		
	4	23211910	21.42		
M & A and Competition Law					
	Sl. No.	Roll No.	Percentage	Roll No.	Percentage
	1	2306	66	2403	59
	2	2318	59	2423	66
	3	2361	66	2424	66
Forensic Science					
	Sl. No.	Roll No.	Percentage	Roll No.	Percentage
		NIL		NIL	
Gender Justice & Feminist Jurisprudence					
	Sl. No.	Roll No.	Percentage	Roll No.	Percentage
	1	23211910	69	2402	69
	2			2428	73
Law of Banking and Insolvency & Bankruptcy					
	Sl. No.	Roll No.	Percentage	Roll No.	Percentage
		NIL		NIL	
International Criminal Law					
	Sl. No.	Roll No.	Percentage	Roll No.	Percentage
	1	2317	71		
	2	2371	64	NIL	
	3	2375	71		
Drafting, Pleading and Conveyancing					
	Sl. No.	Roll No.	Percentage	Roll No.	Percentage

AS S

		<i>NIL</i>		<i>NIL</i>	
Taxation Law- II	<i>Sl. No.</i>	<i>Roll No.</i>	<i>Percentage</i>	<i>Roll No.</i>	<i>Percentage</i>
	1	2306	66.67	2402	68
	2	2307	62.5	2413	68
	3	2318	62.5	2422	64
	4	2361	66.67	2424	64
	5	2371	62.5		
	6	23211910	45.83		
Service Law	<i>Sl. No.</i>	<i>Roll No.</i>	<i>Percentage</i>	<i>Roll No.</i>	<i>Percentage</i>
	1	2313	54	2403	69
	2	2318	42	2422	35
	3	2367	65	2424	50
	4			2426	65
	5			2427	69
	6			2428	65
	7			2429	69
	8			2432	61
	9			2439	69
Right to Information	<i>Sl. No.</i>	<i>Roll No.</i>	<i>Percentage</i>	<i>Roll No.</i>	<i>Percentage</i>
	1	2306	64	2405	72
	2	2307	40	2409	68
	3	2317	52	2413	60
	4	2328	68	2423	64
	5	2334	52	2438	72
	6	2338	68		
	7	2342	64		
	8	2345	68		
	9	2346	72		
	10	2352	64		
	11	2361	48		
	12	2363	64		
	13	2371	48		

AS

AS

	14	2377	72		
	15	23211910	56		

Fifth Year



B.A., LL.B (Hons.) and B.B.A., LL.B (Hons.)

Subject	Section A			Section B	
	Sl. No.	Roll No.	Percentage	Roll No.	Percentage
Human Rights	1	2106	65	2205	60
	2	2121	62	2206	63
	3	2124	58	2207	57
	4	2126	55	2209	33
	5	2140	48	2215	48
	6	2141	44	2230	51
	7	2142	65	2242	57
	8	2143	62	2247	57
	9	2144	58	2263	57
	10	2145	58	222047	66
	11	2146	55	222041	69
	12	2153	72		
	13	2156	72		
	14	2166	65		


IHL & Refugee Law	Sl. No.	Roll No.	Percentage	Roll No	Percentage
	1	2106	66	2202	55
	2	2112	59	2205	55
	3	2116	59	2209	51
	4	2117	51	2215	70
	5	2121	59	2230	62
	6	2124	70	222047	59
	7	2126	66		
	8	2128	66		
	9	2140	55		
	10	2141	70		
	11	2142	59		
	12	2143	66		
	13	2144	51		
	14	2146	48		
	15	2147	70		
	16	2153	66		



AS 8

Law Relating to women Child	18	2165	59		
	Sl. No.	Roll No.	Percentage	Roll No.	Percentage
	1	2106	70	2202	68
	2	2108	67	2205	71
	3	211	67	2209	68
	4	2113	70	2213	68
	5	2116	64	2230	68
	6	2117	67	2220	68
	7	2118	67		
	8	2120	64		
	9	2121	64		
	10	2124	64		
	11	2126	64		
	12	2131	67		
	13	2140	64		
	14	2141	67		
	15	2142	61		
	16	2143	67		
	17	2144	61		
	18	2146	61		
	19	2149	64		
	20	2153	61		
	21	2154	70		
	22	2155	64		
	23	2160	61		
Health Law	Sl. No.	Roll No.	Percentage	Roll No.	Percentage
	1	2108	72	2202	70
	2	2112	72	2205	62
	3	2116	72	2206	66
	4	2117	64	2209	62
	5	2120	72	2213	66
	6	2121	64	2215	70
	7	2126	64	2219	66
	8	2130	72	2220	70
	9	2131	64	2221	66
	10	2140	68	2230	62
	11	2141	64	2242	62
	12	2142	64	2244	70
	13	2144	64	2249	66
	14	2146	64	2258	66
	15	2153	64	2263	66
	16	2156	72	2265	62
	17	2160	64	222047	62
	18	2165	64		

<i>Moot Court Exercise and Internship</i>	<i>Sl. No.</i>	<i>Roll No.</i>	<i>Percentage</i>	<i>Sl. No.</i>	<i>Roll No.</i>
		<i>NIL</i>			<i>NIL</i>


 Prof. (Dr.) S. P. Singh
 Registrar



 Dr. Pooja
 Srivastava
 Member
 Attendance
 Academics and
 Examination
 Committee
 11/3/24

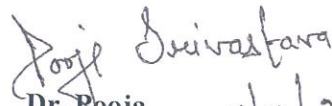
LLM
GROUP A, B AND C

Subject	Sl. No.	Roll No.	Percentage
Comparative Constitutional Law	1	504	71.00%
	2	507	71.00%
	3	514	57.00%
	4	516	54.00%
National Security, Public Order and Rule of Law		NIL	
Administrative Process and Judicial Control		NIL	
Insurance Law		NIL	
LREE		NIL	
Corporate Finance		NIL	
Criminal Justice	1	536	70
	2	547	44
PCD	1	535	62
	2	536	54
	3	547	41
Juvenile Delinquency	1	536	54
	2	547	55

Submitted for the approval to



Prof. (Dr.) S. P. Singh
Registrar



Dr. Pooja
Srivastava
Member
Attendance
Academics and
Examination
Committee

11/3/24